



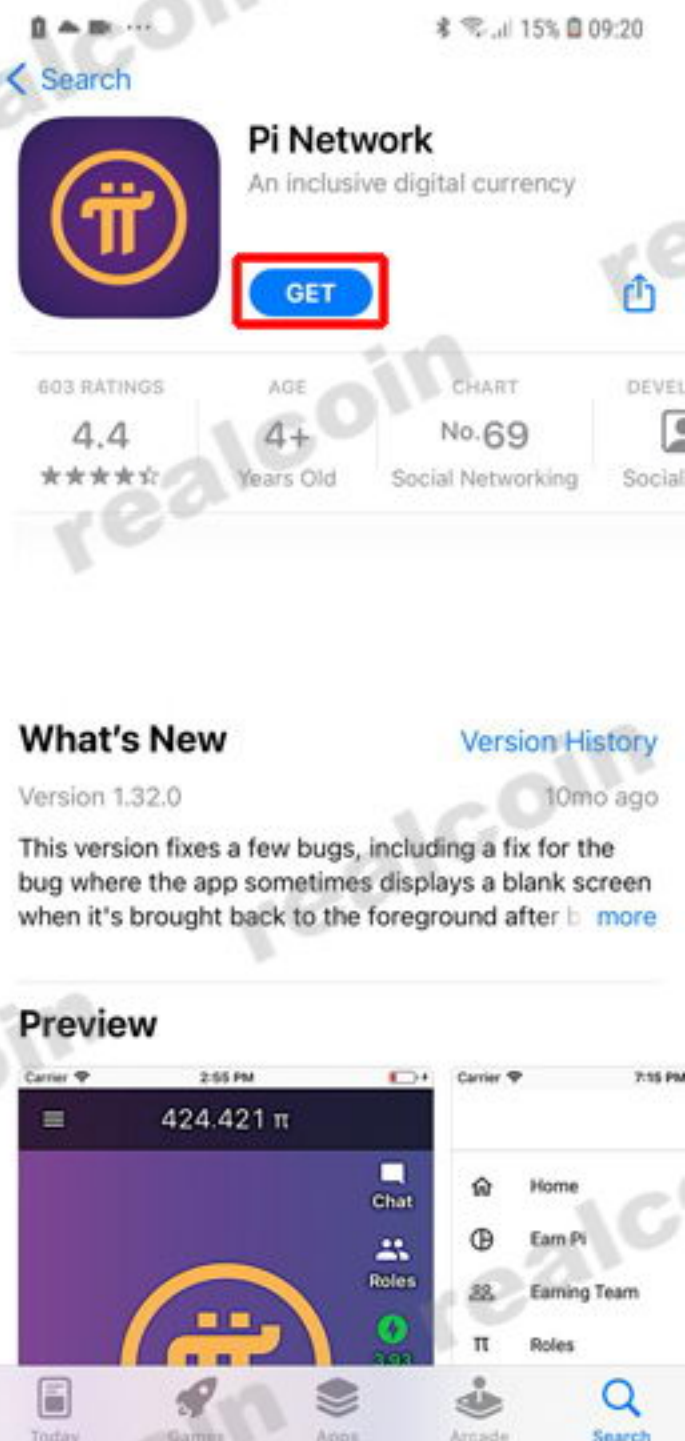
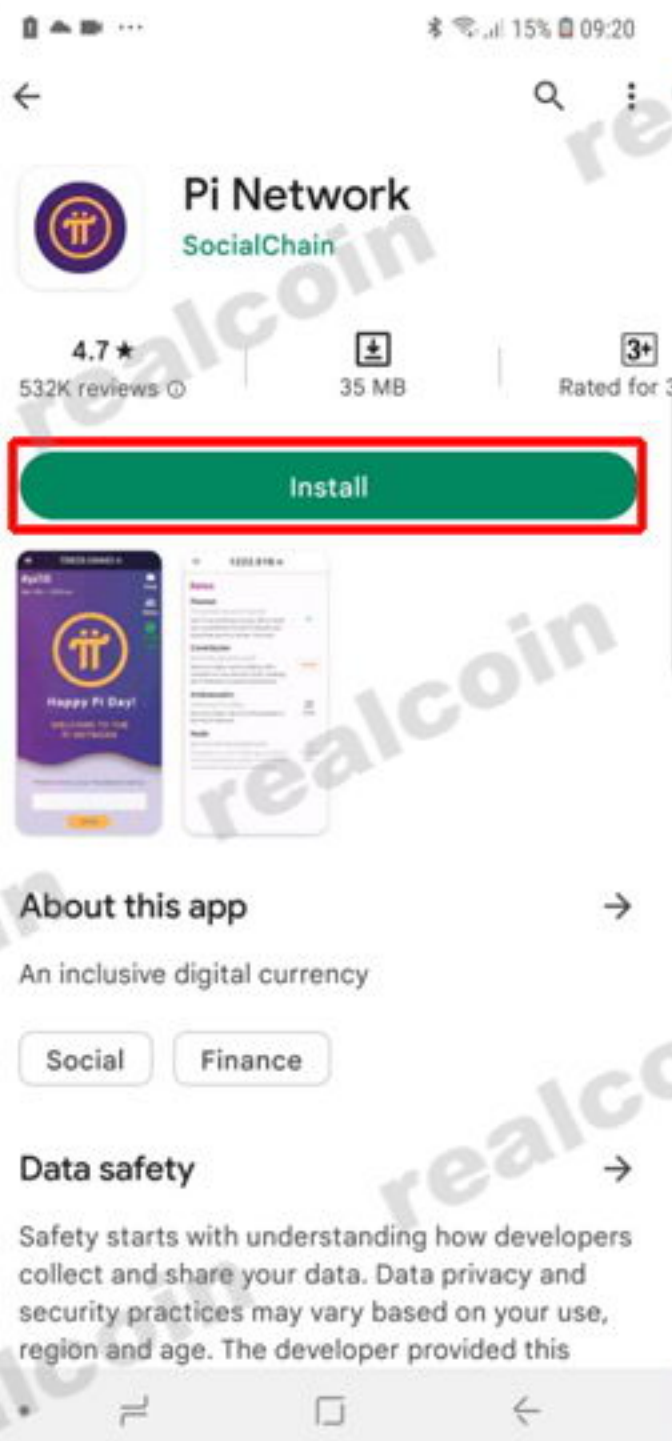
**“ Get Your 1 PI  
For FREE  
That Is Worth  
Approximately  
USD100  
Now! ”**

JAN 2023

# Step 1



**Setup** Your Pi  
Network



**1** Scan QR Code to Install "**Pi Network**" from Google Play or App Store.

◀ Back



## Register with phone number ?

Country / region code:

[Redacted dropdown menu]

Your phone number:

[Redacted phone number input field] Go

You will need to verify your number in order to claim the coins you mine. Pi mined by numbers that cannot verify ownership will be burned.

**2** Register with Your **Phone Number.**  
Click "Go"



## Enter your password

Password:

 1 2

You will need to verify your number in order to claim the coins you mine. Pi mined by numbers that cannot verify ownership will be burned.

[Password forgotten?](#)

**3** Enter your **Password**. Click "Submit". [page](#)



# Set up your account

You need to use your real name to be able to claim Pi.

First Name

Fernandes

Last Name

David

Choose your username

This will also be your code for referring others.

DavidFernandes

Username must be 4 to 20 characters, only letter & numbers

SUBMIT

[Return to login page](#)



Privacy - Terms



## Who invited you?

Add them to your Referral Team to increase your mining rate.

# realcoin

Invitation code:

**5** Invitation Code: "realcoin". Click "Submit". Congrats! Now you will get **1 Pi Coin for FREE!**

**Warning: \*Without Invitation Code, it will greatly lower your mining rate & no free coin can be claimed! (This step cannot redo)**

1.00000  $\pi$ 

EN

Chat

0  $\pi$ /h 

## Welcome to Pi! A new cryptocurrency you can mine with this app.

Pi is a cryptocurrency owned and operated by everyday people. Members "mine" (or earn) Pi with simple daily actions in this app that help secure the currency.

[GET STARTED](#)**6**

RECAP VIDEO

@PICoreTeam

Welcome to Pi - the social cryptocurrency you can mine from your phone. Watch the video above for a quick recap of last year and to meet our team! On the Chat icon further above, feel free to discuss the project with fellow Pioneers.

INVITE

REVIEW NAME

13 days and 23:54:36



1.00000 π

EN 🌐

Chat



7



Tap to mine!

### Mine Pi by proving your presence daily

Tap ⚡ on the right to mine by proving you are a human being.

Your daily tap ensures that Pi ends up in the hands of real humans, not bots.

PI RECAP VIDEO

@PICoreTeam

Welcome to Pi - the social cryptocurrency you can mine from your phone. Watch the video above for a quick recap of last year and to meet our team! On the Chat icon further above, feel free to discuss the project with fellow Pioneers.

🔗 INVITE

✍️ REVIEW NAME

13 days and 23:54:27


1.00002 π

EN 🌐

Chat



0/1



0.01

π/h

**Awesome!**

You are now earning Pi at a rate of 0.01 π/hr.

Come back in 24 hours to keep earning.

Click the button below to start a tour of the Pi Network mobile app.

START TOUR

8

RECAP VIDEO

@PICoreTeam

Welcome to Pi - the social cryptocurrency you can mine from your phone. Watch the video above for a quick recap of last year and to meet our team! On the Chat icon further above, feel free to discuss the project with fellow Pioneers.



INVITE



REVIEW NAME

13 days and 23:54:17

1.00006 π

EN 🌐

Chat

0/1

0.01 π/h

### Your Pi balance

This is your Pi balance. It is the total amount of the currency you have earned so far.

NEXT

9

PI RECAP VIDEO

@PICoreTeam

Welcome to Pi - the social cryptocurrency you can mine from your phone. Watch the video above for a quick recap of last year and to meet our team! On the Chat icon further above, feel free to discuss the project with fellow Pioneers.


INVITE

REVIEW NAME


13 days and 23:54:08

1.00009  $\pi$

EN 🌐



0/1



0.01

$\pi$ /h

### Pi community chat

A global chat for all pioneers to communicate, discuss, and build the Pi community together. It's also where Pi's core team makes announcements.

NEXT

10

PI RECAP VIDEO

@PICoreTeam

Welcome to Pi - the social cryptocurrency you can mine from your phone. Watch the video above for a quick recap of last year and to meet our team! On the Chat icon further above, feel free to discuss the project with fellow Pioneers.

INVITE

REVIEW NAME

13 days and 23:54:00

1.00012  $\pi$ 

EN

Chat

0/1

0.01  
 $\pi/h$ 

## Pi channel on this home screen

The home screen will have different media content posted by Pi core team, e.g. videos, pictures and questions.

NEXT

11

PI RECAP VIDEO

@PICoreTeam

Welcome to Pi - the social cryptocurrency you can mine from your phone. Watch the video above for a quick recap of last year and to meet our team! On the Chat icon further above, feel free to discuss the project with fellow Pioneers.

INVITE

REVIEW NAME


13 days and 23:53:53

1.00015  $\pi$

EN 🌐

Chat

0/1

  
0.01  
 $\pi/h$

### Your Pi earning breakdown

The detailed calculation of how you mine your Pi through different roles in the Pi network.

NEXT

12

PI RECAP VIDEO

@PICoreTeam

Welcome to Pi - the social cryptocurrency you can mine from your phone. Watch the video above for a quick recap of last year and to meet our team! On the Chat icon further above, feel free to discuss the project with fellow Pioneers.

 INVITE

 REVIEW NAME

13 days and 23:53:46

1.00019 π

EN 🌐

Chat

0/1

0.01 π/h

### Your role in Pi network

Your current role is Pioneer. There are other roles in Pi network, in which people contribute to the network to mine Pi. One can have multiple roles concurrently.

VIEW ROLES

13

PI RECAP VIDEO

@PICoreTeam

Welcome to Pi - the social cryptocurrency you can mine from your phone. Watch the video above for a quick recap of last year and to meet our team! On the Chat icon further above, feel free to discuss the project with fellow Pioneers.

INVITE

REVIEW NAME

13 days and 23:53:36



14

1.00028  $\pi$ 

EN

## Roles

### Pioneer

Prove that you are a human

Mine Pi by checking in every 24h to show your commitment to the Pi network and prove that you're a human, not a bot.



### Contributor

Build the security graph

Mine at a higher rate by adding other members to your security circle, enabling the Pi Network to secure transactions.



Locked

Locked! To unlock, complete 3 earning sessions as a Pioneer.

### Ambassador

Distribute Pi widely

Mine at a higher rate by inviting people to join the Pi Network.

INVITE

### Node

Run the decentralized blockchain

Node is currently in Stage 2 of the Testnet. You can download the Node software from your computer and read more about Pi Node on [node.minepi.com](https://node.minepi.com).

READ



1.00036  $\pi$

EN 🌐

Chat

0/1

0.01

**Awesome!**

You are now earning Pi at a rate of 0.01  $\pi$ /hr.

Tap ⚡ again to view a breakdown of your earning rate.

**15**

DISMISS

PI RECAP VIDEO

@PICoreTeam

Welcome to Pi - the social cryptocurrency you can mine from your phone. Watch the video above for a quick recap of last year and to meet our team! On the Chat icon further above, feel free to discuss the project with fellow Pioneers.

INVITE

REVIEW NAME

13 days and 23:52:54

1.00044  $\pi$ 

EN

Chat

0/1

0.01

 $\pi$ /h

## Verify your email address

Add and verify your email address as an additional way to recover your Pi Account in the future.

[START VERIFICATION](#)**16**[DON'T SECURE MY ACCOUNT](#)[PI RECAP VIDEO](#)

@PICoreTeam

Welcome to Pi - the social cryptocurrency you can mine from your phone. Watch the video above for a quick recap of last year and to meet our team! On the Chat icon further above, feel free to discuss the project with fellow Pioneers.

[INVITE](#)[REVIEW NAME](#)

13 days and 23:52:35



1.00062 π

EN

## Verify your email address

Enter your email address below. We'll email you a link to verify your email address.

1

The verification email will be arriving from noreply@pi.email.

Please add noreply@pi.email to your email account's "contacts" or "safe senders list"

VERIFY

2

**17** Key in your **Email Address**, then click **"VERIFY"**.





1.00068 π

EN

## Verification email sent!

Please check your mailbox

"[REDACTED]@gmail.com" and click the link we sent you to verify your email address

If the email address you provided is wrong, others may be able to access your account and Pi. In this case, please cancel this process and restart.

Please check your spam folder if you have not received our verification email in your Inbox. If the email cannot be found either in the spam folder, please click the "Resend the email" button.

Please add noreply@pi.email to your email account's "contacts" or "safe senders list"

[RESEND THE EMAIL](#)

**18** Go to your email to **Verify** it. After verified from your email, click back.

Waiting for verification...

# Step 2



**Move your Pi from  
Mainnet to Pi Wallet!**



1.00674 π

EN 🌐

**1** Click on the **3 Lines** here.

Chat



0/1



0.01  
π/h



Bye  
2022



PI RECAP VIDEO

### @PICoreTeam

Welcome to Pi - the social cryptocurrency you can mine from your phone. Watch the video above for a quick recap of last year and to meet our team! On the Chat icon further above, feel free to discuss the project with fellow Pioneers.

INVITE

REVIEW NAME

13 days and 23:22:54



- 🏠 Home
- 🚀 Mainnet
- 🌐 Pi Browser
- 📱 Pi Utilities
- ⊕ Mine Pi
- 👥 Referral Team
- π Roles
- 💬 Chat
- 💻 Node
- ❓ FAQ
- 📄 White Paper
- 🗨️ Support Portal
- Ⓜ️ Core Team

**Profile**

**2** Click on the "Profile".

Chat

0/1

0.01  
π/h

Bye  
2022

VIDEO

currency you can mine  
above for a quick  
team! On the Chat  
discuss the project with

NEW NAME

days and 23:22:54

Follow us on



1.00127 π

EN 🌐

Referral link to share:

minepi.com/██████████

**3** Complete your **Facebook verification**, then click on **“VERIFY”** Phone number.

### Settings

#### Hide real name

Hide my real name from members of my Referral Team

#### Account verification

##### Phone number



Your phone number for this account is **unverified**. You will need to verify your number in order to claim the coins you mine.

##### Facebook verification



##### Email address



Add and verify your email as an additional way to recover your account in the future.

##### Password [\(update\)](#)



Click Update to change your account password.

#### Report compromised account



Report if you accidentally shared your password or noticed suspicious activity on your account.

#### Account deletion

Tap here to delete your account.







1.00127 π

EN

Referral link to share:

minepi.com/[redacted]

## Settings

### Hide real name

Hide my real name from members

### Account verification

#### Phone number

Your phone number for this account is **unverified**.

You will need to verify your number in order to claim the coins you mine.

#### Facebook verification

#### Email address

Add and verify your email as an additional way to recover your account in the future.

#### Password [\(update\)](#)

Click Update to change your account password.

### Report compromised account

Report if you accidentally shared your password or noticed suspicious activity on your account.

### Account deletion

Tap here to delete your account.

Ensure you have **Done Verified** all the Account verification as shown. Then click back.

[REPORT](#)[SEE HOW](#)[SIGN OUT](#)



1.00796 π

EN 🌐 ▼

## Verify your phone number

### Option 1: Receive a verification code

Only available for US and Canada phone numbers.

RECEIVE

### Option 2: Send a code to our phone verification service in **USA** ▼

There is no extra cost other than the charge from your own phone carrier in your country to text a US2 number.

START

[Manual instructions](#)

**4** To verify your phone number, just click on the **“START”** button.



1.00800 π

EN

## Verify your phone number

### Option 1: Receive a verification code

Only available for US and Canada phone numbers.

#### Prepare to send SMS



Your SMS app should now open with a pre-written draft.

**Send the SMS without changing it, and make sure that the text contains a 4-digit code.**


If your SMS app fails to open, please follow the steps in the "Manual instructions" link.

OPEN SMS

**5** Click on the **"OPEN SMS"** button.

SMS/MMS

**6** This will bring up your SMS App. Just click on the **“SEND”** button. Now, wait for the reply SMS for your phone number verification.

 5912**SEND**<sup>1</sup>

- Home
- Mainnet**
- Pi Browser
- Pi Utilities
- Mine Pi
- Referral Team
- Roles
- Chat
- Node
- FAQ
- White Paper
- Support Portal
- Core Team
- Profile

**7** Now back to Pi Network App. Click on the **“Mainnet”**

Chat

0/1

0.01  
π/h

EO

currency you can mine  
above for a quick  
team! On the Chat  
discuss the project with

REVIEW NAME

days and 23:49:56

Follow us on



1.00150  $\pi$ 

EN

## Balance Dashboard

This is a breakdown of your total  $\pi$  mined, also shown at the top of this mining app.




Unverified balance



Transferable balance to Mainnet



Migrated to Mainnet



Mainnet checklist



**8** Click **“Configure lockup rate”**.



Configure lockup rate



Preview unverified bonuses

from referral team and security





1.00150 π

EN 🌐

3

### Committed to Lockup Settings

**9** Move the 2 Points Lockup to **25%** & **3 years**. This will allow you to use **75%** of your Pi to be **Migrated to Mainnet**. (Exp: tlf you have mined up to 2 Pi, you may transfer your 1.5 Pi to your Pi wallet to purchase goods or transfer your Pi to others.)  
 Once done, click back.  
adjusted later.

#### 1. Lockup percentage



#### 2. Lockup duration



Estimated resulting mining rate boost:

# + 97.71%

Note: If you are willing to mine for a more higher rate later, you can come back here again to move the **Lockup percentage to 100%**. Bare in mind that this will lock all your coins within 3 years with a **more higher mining rate of up to 300% and more!**



1.00150 π

EN

## Balance Dashboard

This is a breakdown of your total π mined, also shown at the top of this mining app.




Unverified balance



Transferable balance to Mainnet



**10** Click **“Mainnet checklist”**.



Mainnet checklist



Configure lockup rate



Preview unverified bonuses

from referral team and security







1.00050 π

EN

# Mainnet Transfer Essentials

**1** Click on the "Essentials" tab, then from **1** to **7** to **Verify** it.

Mainnet

## Download Pi Browser App

Start

1 Download the Pi Browser App from the iOS App Store/Google Play Store. There, you can create a non-custodial Pi Wallet, verify KYC and access other Pi apps. The Pi Browser is essential to complete multiple steps of the Mainnet transfer.

## Create a PI Wallet

Start

2 The Pi Wallet is where you receive and store your Pi on the Pi Blockchain. Find the wallet app in the Pi Browser.

## Confirm your PI Wallet

Start

3 Confirm the ownership of your wallet.

Your confirmed wallet address:

**Not confirmed**





## Mainnet Transfer Essentials

**1** Once you have **Completed**  
**2** **All The Essentials** from  
1-7, the color will turned to  
**Green**. (Note: If some

Essentials don't allow you to click  
at the moment, you may keep  
clicking on it until it allows you to  
click. This may takes time due to  
the congested waiting lists on the  
network!)

Dov

Dow

Stor

cust

The

of the Mainnet transfer.

1

### Create a PI Wallet

Completed

**2** The PI Wallet is where you receive and store your Pi on  
the Pi Blockchain. Find the wallet app in the Pi Browser.

2

### Confirm your PI Wallet

Completed

**3** You confirmed that your Mainnet balance will be  
transferred to the address below.

Your confirmed wallet address:

GBC7G2Q526NTJFDW7HT6HAJ60TNK5NYWO2YZ7YQ

WC30GPNUFVEU2EPRW

3



### Commit to lockup configuration

Completed

4 You can voluntarily commit to lock up a portion of your Transferable Balance for a boosted mining rate, effective March 14, 2022. The lockup configuration is binding upon commitment, so the amount and duration of the lockup cannot be changed before your first Mainnet transfer.

Note: Pioneers must commit to a lockup setting to be eligible for Mainnet Migration, even if they decide not to lock up any Pi.

4

### Submit your KYC Application

Completed

5 KYC (Identity Verification) is a prerequisite to transfer your Mobile Balance to the Mainnet blockchain.

5

### Wait for KYC Results

Completed

6 KYC results will depend on identity verification, your name matching with your Pi account, screening against government AML and anti-terrorism sanction list, and if the account has scripting or policy-violation history.

6

### Sign Acknowledgement to Receive

Completed



the account has scripting or policy-violation history.

**13** Once you have **Verified** **All** the Essentials from 1 to 7, No. 8 will be turned to **Green** as well. Now, you are **Almost Done**. Click back.

Congratulations, you have been added to the automatic migration queue!

7

Your transferable balance will be migrated into your wallet on the Mainnet blockchain. After the transfer to the Mainnet, there will be a 14-day pending period. The unlocked portion will be free to use immediately after the 14-day pending period, while the locked portion will be transferable only after the expiration of your selected lockup duration.

7

### Migrate to Mainnet

You will be automatically added to the Migration Queue if you have finished steps 1-7

8

**Status:** Complete

Your initial Migration to Mainnet is complete. 1252.0755213π was sent to the wallet: GAFLAV7RCQHRM LPMTJVTEEVMDOHUA6POWDWFSQRKF4W5IBTSL6CPH VBZ

8



Unverified balance



Transferable balance to Mainnet



Migrated to Mainnet

Amount:  π

After completing all the Mainnet Checklist steps and your **Transferable balance to Mainnet** is migrated to your

**14** You will need to wait for the approval (usually takes about 1-2 days). **Once approved**, you will see the total amount of Pi coins migrated to Mainnet.



Mainnet checklist



Configure lockup rate



Preview unverified balances



## Balance Dashboard

This is a breakdown of your total  $\pi$  mined, also shown at the top of this mining app.

**15** You may also check your **Transferable Balance To Mainnet.**




Unverified balance



Transferable balance to Mainnet



Approximate Amount:   $\pi$

This is a close approximation of the amount of  $\pi$  that is available to transfer to your Mainnet wallet **after you complete all the steps on the Mainnet Checklist, including passing identity verification (KYC).**

If you have completed the Mainnet Checklist steps, the accurate amount will be transferred automatically based on your lockup settings when Mainnet migration occurs.

Initially, your **Transferable balance to Mainnet** may only contain  $\pi$  mined by **you, excluding bonuses**. Bonus  $\pi$  in your **Unverified balance** will gradually become transferable as your Referral Team and Security Circle members pass identity verification (KYC).



Migrated to Mainnet





pi://welcome.pi



**16** Now go back to your Pi Browser. Click on the **“wallet.pi”**.

Welcome to the **Pi** browser



chat.pi



wallet.pi



brainstorm.pi



mine.pi



blockchain.pi



develop.pi



kyc.pi

Pi Mainnet

1



GAFLA...PHVBZ



π

2

Available Balance: 0.00 π

3



Receive



Send



Settings

HISTORY

MIGRATIONS

History

17

Choose "Pi Mainnet" from the top drop-down option and you may see the amount of Pi shown on Mainnet, but Available Balance is still 0 Pi.



From: 2022-08-20 00:26



From: GABT7...4GC5G 2022-08-20 00:26





pi://wallet.pi

● Pi Mainnet

GAFLA...PHVBZ

Available Balance: **0.00** π

Receive



Send



Settings

HISTORY

MIGRATIONS

## Migrations



From: GABT7...4GC5G  
2022-08-20 00:26

MOVE



From: GABT7...4GC5G  
2022-08-20 00:26



2025-08-26

**18** Select the **MIGRATIONS** Tab, and click on **“MOVE”** to move the Pi from Mainnet to Pi Wallet.



pi://wallet.pi



● Pi Mainnet ▾



GAFLA...PHVBZ

π

0.00 π

## Move this balance?

After confirmation, this amount will be moved to your Available Balance.

Amount: π

Locked until: 2023-02-06 00:10:51

DISMISS

CONFIRM



From: GABT7...4GC5G  
2022-08-20 00:26



2025-08-26

**19** Click on **“CONFIRM”** to move this balance.



pi://wallet.pi



● Pi Mainnet ▾



GAFLA...PHVBZ 📄



Available Balance: **0.00 π**



### Success!

You have successfully moved the amount to your Available Balance.

DISMISS

**20** When done, click on "DISMISS".

📄 From: GABT7...4GC5G

2025-08-20 00:26

← MOVE

+1,126.8679691 π

📄 From: GABT7...4GC5G

2022-08-20 00:26

🔒 2025-08-26

Pi Mainnet



GAFLA...PHVBZ



Available Balance: 2



Receive



Send 3



Settings

HISTORY

MIGRATIONS

History

✓ Moved to Available Balance  
 From: GAFLA...PHVBZ  
 2023-02-06 00:11

1

**21** Finally, you have **Successfully Moved** your Pi from Mainnet to **"Available Balance"**, and now you may **Send** your Pi to others who have the Pi Wallet Address.

# Step 3



**How to Mine?**

206.40793 π

EN 🌐

Chat

Interview with Pi Founder  
Nicolas Kokkalis

20%




**Tap here to mine pi!**

As a contributor, you help secure the Pi transaction history by setting up your security circle. In return, you're rewarded in Pi with a higher earning rate.

Thank you for being a Contributor!



Tap to mine!

**1** Click the  every day **once** or **twice**.

@PiCoreTeam

Nov 8th - 6:19am

Pi Founder Nicolas Kokkalis is featured in a podcast interview, where he describes his journey from decentralized systems academic research to Pi Network's Vision: to build an inclusive peer-to-peer ecosystem and online experience, fueled by Pi, the world's most widely distributed cryptocurrency.

INVITE

MAINNET INFO

206.40793  $\pi$ 

Chat

Interview with Pi Founder

Nicolas Kokkalis

20%

## Mine by confirming circle ×

By confirming your security circle daily, you contribute to the Pi network security.

### Security contribution:

**Weak**+ 0.003  $\pi$ /hr

Your earning rate depends on your security circle size.



@realcoin

EDIT

**MINE****2** Click the "MINE".

INVITE

MAINNET INFO

**3** Sometimes will have Ad pop-up, it is normal.





**“ Keep Mining  
Everyday Before  
It Is Too Late  
To Mine ”**

**Thank You**

*Any inquiry, please email to: [pirealcoin@gmail.com](mailto:pirealcoin@gmail.com)*